



WORKS FOR ME

ET POWER HEADS, CENTRAL VACUUM WAND, and ADAPTER



MADE IN GERMANY


www.sebo.us

ET POWER HEADS, CENTRAL VACUUM WAND, and ADAPTER

ET electric power heads are recognized worldwide as the most durable, reliable, and best designed on the market. The 12-inch ET-1 and 15-inch ET-2 are virtually maintenance free, offer amazing 180° steering ability, have four-level manual height adjustment, and feature an obstruction warning light with automatic shut-off that is designed to protect the motor, belts, and carpets from damage. The warning light also illuminates when brush height is set too high for optimal cleaning or when the brush roller's bristles are excessively worn.


They have protective rubber-coated wheels, effectively clean both carpets and hard floors, provide excellent pet hair removal, and the brush roller can be manually switched off (on some models) for straight-suction cleaning of hard floors and delicate rugs. In addition, the extension side of its L-shaped contour makes cleaning under counters easy. Removing the brush roller is simple and no tools are required, so it can be quickly cleaned or replaced, which ensures consistently effective brush agitation of the carpet pile. By adding a special telescopic wand, ET power heads can be connected to most central vacuum handle and hose units.

ET-1
White
with On/Off Switch
#9258AM




ET-1
White
without On/Off Switch
#9260AM

ET-1
Black
with On/Off Switch
#9951AM



ET-1
Black
without On/Off Switch
#9261AM

ET-1
Red
with On/Off Switch
#9299AM



ET-1
Red
without On/Off Switch
#9296AM

ET-1
Graphite
without On/Off Switch
#9988AM




Two Widths with Amazing Steering Ability – The ET-1 is 12 inches wide and has a 10.5-inch cleaning path, and the ET-2 is 15 inches wide and has a 13-inch cleaning path. Both heads have 180° steering ability that provides amazing maneuverability.

Four-level Height Adjustment, Rubber-coated Wheels, and Manual Brush-roller Shut Off (optional) – They effectively clean both carpets and hard floors, easily remove pet hair, and have four-level manual brush height adjustment. And to clean delicate rugs and hard floors with straight suction, the ET's brush roller can be manually switched off (optional), and they have rubber-coated wheels to protect flooring surfaces.

Easy Brush Roller Removal, User Warning Lights, and Automatic Obstruction Shut Off – ET power heads also have easy tool-free brush roller removal, a convenient clog removal door, and a red user warning light with automatic shut off for brush roller obstructions. This prevents the belt from breaking and protects the motor and carpet from damage. A warning light also remains illuminated during use, when brush height is set too high for optimal cleaning, or when the brush roller should be replaced due to excessively worn bristles.

ET-2
Black
without On/Off Switch
#9251AM





ET-2
Black
with On/Off Switch
#9958AM

ET-2
White
with On/Off Switch
#9259AM




ET-2
Red
with On/Off Switch
#9250AM

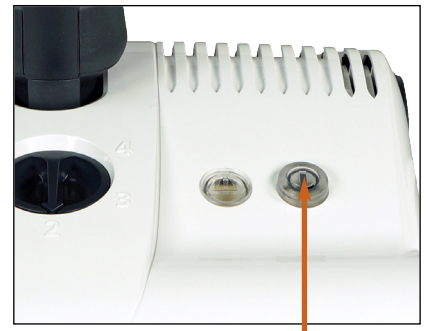




Press Button and Rotate Cap for Easy Brush Removal



Easy Maintenance with Clog Clean-out Door



Power Heads are Available with or without On/Off Switch



180° Rotating Swivel Neck



Rubber-coated Wheels



Four-level Brush Adjustment



Automatic Obstruction Shut-off Indicator



Central Vacuum Wand #6272CA compatible with SEBO ET Power Heads

Central Vacuum Wand - This special wand fits into the unique swivel-neck diameter of ET-1 and ET-2 power heads, so they can be connected to most central vacuum handle and hose units. The telescopic wand can be adjusted from 24" to 37" in length, to accommodate the correct operating height of individual users. It's made of stainless steel and high-quality plastic that is durable and reliable.

Central Vacuum Wand Adapter - If keeping an existing telescopic wand is desired, this device fits into the swivel neck of ET-1 and ET-2 power heads and can attach to most existing central vacuum wands.

Attachments and Accessories



Central Vacuum Wand
Compatible with
SEBO ET Power
Heads
#6272CA



Central Vacuum
Wand Adapter
#2780AM

Wear Items



ET-1 Brush Roller
#5010AM
(Soft Bristle)
#5010GE



ET-2 Brush Roller
#2838AM
(Soft Bristle)
#2838GE

STANDARD FEATURES OF SEBO ET POWER HEADS

Designed and Manufactured in Germany – Legendary quality, reliability and performance make SEBO power heads the first choice of cleaning professionals throughout the world.

World's Best Power Heads for Pet Hair Removal

– Because of superior power head and brush-roller technology, SEBO power heads and vacuum cleaners are the world's best for pet hair removal!



Reliable, Commercial-grade Components

– All SEBO power heads are constructed with thick, reinforced, ABS plastic, aluminum and metal parts, steel axles and bearings, and high-end, quality motors. Therefore, SEBO users own reliable, long-lasting power heads. Competing power heads are made with thin, flimsy, inexpensive, plastic materials, none of which are reinforced, and typically have useful lifespans of one or two years.



Rubber Wheels and Soft Bumpers Protect Homes

– Smooth-gliding, rubber wheels protect hard floors and provide exceptional maneuverability. In addition, the bumper protects furniture, and walls, from incurring scuffs and scratches during use.



Advanced, Brush-roller Technology – SEBO's brush rollers are uniquely designed to funnel hair and debris into the power head's airflow channel, which improves vacuum cleaning performance on all flooring surfaces.



Save Money! SEBO Vacuums Last for Years and Extend Carpet Life!

– If properly maintained, SEBO power heads save ordinary, residential users hundreds of dollars, by providing excellent performance for ten to fifteen years or more, and their deep-cleaning, power-brush technology extends the life of carpets. Typical power heads perform poorly, even when new, and usually do not last beyond two years.

Standard Factory Warranty – All SEBO models include standard factory warranty coverage of seven-years on motors and five-years on non-wear parts and labor charges.

